

LUXURY / HIGH STREET

VT VIRTUAL TOUR

maven
RETAIL

PAMELA MENDELSON
office 415.404.6650
pam@mavenproperties.com
DRE #00953050

LORRAINE ADNEY
office 312.420.1772
lorraine@mavenproperties.com

CATHERINE MEUNIER
office 415.806.5566
catherine@mavenproperties.com
DRE #01843732

SARAH BRETT SCHWARTZ
office 415.404.6959
sarah@mavenproperties.com
DRE #01903152

HALEY KLEIN
office 415.404.7330
haley@mavenproperties.com
DRE #01907308

JOAN RUYLE
office 312.420.1772
joan@mavenproperties.com
DRE #00953050

KRYSTAL CHANNICK
office 415.462.5940
krystal@mavenproperties.com
DRE #01969079

SANTINO DEROSE
office 415.404.7337
sd@mavenproperties.com
DRE #01338326




135 POST | UNION SQUARE | SF
10,000 SF Ground + 12,000 SF Second Level



2055 CHESTNUT | PACIFIC HEIGHTS | SF
31,248 SF Ground



871 N. RUSH | CHICAGO
5,160 SF



220 MONTGOMERY | FIDI | SF
3,544 SF & 4,117 SF



311 CALIFORNIA | FIDI | SF
1,898 SF




345-343 SUTTER | UNION SQUARE | SF
1,321 SF & 2,700 SF



1699 MARKET | HAYES VALLEY | SF
4,000 SF Ground



501 JACKSON | FIDI | SF
1,040 SF - 1,740 SF




950 MARKET | MID MARKET | SF
6,000 SF Ground



1700 MARKET | HAYES VALLEY | SF
954 SF - 2,155 SF



217 POWELL | UNION SQUARE | SF
2,500 - 5,000 SF



332 PINE | FIDI | SF
5,370 SF



1928 FILLMORE | PACIFIC HEIGHTS | SF
2,275 SF + 1,000 SF Basement



2028 FILLMORE | PACIFIC HEIGHTS | SF
1,785 SF Basement



1930 FILLMORE | PACIFIC HEIGHTS | SF
2,071 SF + 1,059 SF Mezzanine



651 DIVISADERO | SF
1,420 SF Ground Floor Retail



2224 UNION | COW HOLLOW | SF
3,000 SF - 7,040 SF



1909 FILLMORE | PACIFIC HEIGHTS | SF
1,125 SF Ground